





1.04.2022	
	
AĞAÇ SOMUNU	
EBAT	FİYAT
MM 6	0,5274
MM 8	0,8377
5 / 16	0,8377


1.04.2022	
	
TABLALI SOMUNLAR	
EBAT	FİYAT
M6	0,6555
M8	0,7830
5 / 16	0,7830

1.04.2022	
	
PLASTİK KELEBEK SOMUN	
EBAT	FİYAT
M6	0,5520
M8	0,8004
5/16	0,8004

CİVATA


1.04.2022			
PAPATYA CİVATA			
			
EBAT	M8	5/16	3/8
20	0,5402	65,8770	
25	0,6291	64,8585	
30	0,7150	63,8400	63,8400
35	0,8108	63,8400	63,8400
40	0,9065	63,8400	63,8400


1.04.2022		
PARABAŞ CİVATA K.SIZ		
		
EBAT	M8	5/16
30	0,6477	0,6511
35	0,7359	0,7307
40	0,8240	0,8189


1.04.2022		
AKB CİVATA		DIN933
		
EBAT	M8	5/16
20	0,7835	0,8028
25	0,8600	0,8894
30	0,9455	0,9864
35	1,0365	1,0865
40	1,1339	1,1937
45	1,2314	1,3009
50	1,3354	1,4153
55	1,4263	1,5154
60	1,5238	1,6226
AKB CİVATA - KG		
M8*20 MM		₺67,83
M8*25 MM		₺66,41
M8*30-60 MM		₺64,98
5/16*20 MM		₺74,33
5/16*25 MM		₺72,91
5/16*30-60 MM		₺71,48

VİDA

1.04.2022					
	DIN7985	DIN965			
	YSB	YHB	RYSB	YKB	ALÇEK
EBAT	M6	M6	M6	M6	M6
10	0,2761	0,2036	0,2981		0,3354
12	0,2904	0,2131	0,3136		0,3554
15	0,3303	0,2394	0,3468	0,3655	0,3852
20	0,3771	0,2770	0,3960	0,4144	0,4355
25	0,4285	0,3167	0,4499	0,4634	0,4868
30	0,4750	0,3717	0,4988	0,5141	0,5368
35	0,5240	0,4187	0,5502	0,5658	0,5866
40	0,5705	0,4751	0,5990	0,6175	0,6375
45	0,6285	0,5252	0,6599	0,6692	0,6885
50	0,6817	0,5762	0,7158	0,7210	0,7395

1.04.2022	
SAPLAMA	
	
EBAT	M8
50	0,8459
60	0,9720
70	1,1296
80	1,2872
90	1,4448
100	1,5714
110	1,7259
120	1,8805
130	2,0350
135	2,1123
140	2,1896
150	2,3442
160	2,4987
170	3,0324
180	3,1592
190	3,2860
200	3,4128

1.04.2022	
SAPLAMA	
	
EBAT	5/16
50	54,58
60	52,54
70	52,54
80	52,54
90	52,54
100	51,52
110	51,52
120	51,52
130	51,52
135	51,52
140	51,52
150	51,52
160	51,52
170	63,58
180	62,39
190	61,32
200	60,36

1.04.2022	
SAPLAMA	
	
EBAT	
M8*100 TAMDIŞ SAPLAMA	1,6024
M8*110 TAMDIŞ SAPLAMA	1,7600
M8*120 TAMDIŞ SAPLAMA	1,9177
M8*130 TAMDIŞ SAPLAMA	2,0753
M8*135 TAMDIŞ SAPLAMA	2,1541
M8*140 TAMDIŞ SAPLAMA	2,2329
M8*150 TAMDIŞ SAPLAMA	2,3905
M8*160 TAMDIŞ SAPLAMA	2,5481
M8*170 TAMDIŞ SAPLAMA	2,7057
M8*50 STOPLU SAPLAMA	0,9070
M8*60 STOPLU SAPLAMA	1,0331
M8*80 STOPLU SAPLAMA	1,3483
M8*50 TRİFON SAPLAMA	0,9070
M8*60 TRİFON SAPLAMA	1,0331
M8*70 TRİFON SAPLAMA	1,1907